



Liferay®

# customer summit

World Tour

**Bessere Erlebnisse schneller  
realisieren:  
Liferay's **Low-/No-Code** Ansatz**

**Olaf Kock**

Principal Sales Engineer, Liferay GmbH

@olafk@norden.social



Liferay®

# customer summit

World Tour

# Besser, schneller, höher, weiter!

**Olaf Kock**

Principal Sales Engineer, Liferay GmbH



Brauche ich das?



Brauche ich das?

**Ja!**



Wofür?

# Brauche ich das? Ja! Wofür?



Ideation

Bedarf



Mehr verkaufen



Personalisiertes Erlebnis



Bessere Produktivität



Vereinheitlichung der Systeme



# Brauche ich das? Ja! Wofür?



Ideation

Bedarf



Mehr verkaufen



Personalisiertes Erlebnis



Bessere Produktivität



Vereinheitlichung der Systeme



# Brauche ich das? Ja! Wofür?



Ideation

Bedarf



Mehr verkaufen



Personalisiertes Erlebnis



Bessere Produktivität



Vereinheitlichung der Systeme





# Brauche ich das? Ja! Wofür?



Ideation

Bedarf



Mehr verkaufen



Personalisiertes Erlebnis



Bessere Produktivität



Vereinheitlichung der Systeme



# Brauche ich das? Ja! Wofür?



Ideation

Bedarf



Mehr verkaufen



Personalisiertes Erlebnis



Bessere Produktivität



Vereinheitlichung der Systeme



# Geschäftliche Anforderungen




Ideen



## Long T2M

Zeit bis zur Markteinführung

Entwickler:innen



# Geschäftliche Anforderungen




Ideen



## Long T2M

Zeit bis zur Markteinführung

Entwickler:innen





Zwei Möglichkeiten:

# Geschäftliche Anforderungen



Ideen




Long T2M



# Ideen & Anforderungen zusammenbringen



Ideas





## 2. Low-Code / No-Code



**Erweiterungen** sind oftmals intensiv  
mit dem **Produkt verwoben**  
(coupled), und **meist** durch **Code**



**Entkopplung** der Erweiterungen  
vom Produkt hat einen positiven  
Effekt auf **Wartung, Sicherheit** und  
**Innovationsgeschwindigkeit**

**Vereinfachung** der Erweiterungen  
des Produkts hat einen positiven  
Effekt auf **Wartung, Sicherheit** und  
**Innovationsgeschwindigkeit**



Liferay®

# customer summit

World Tour

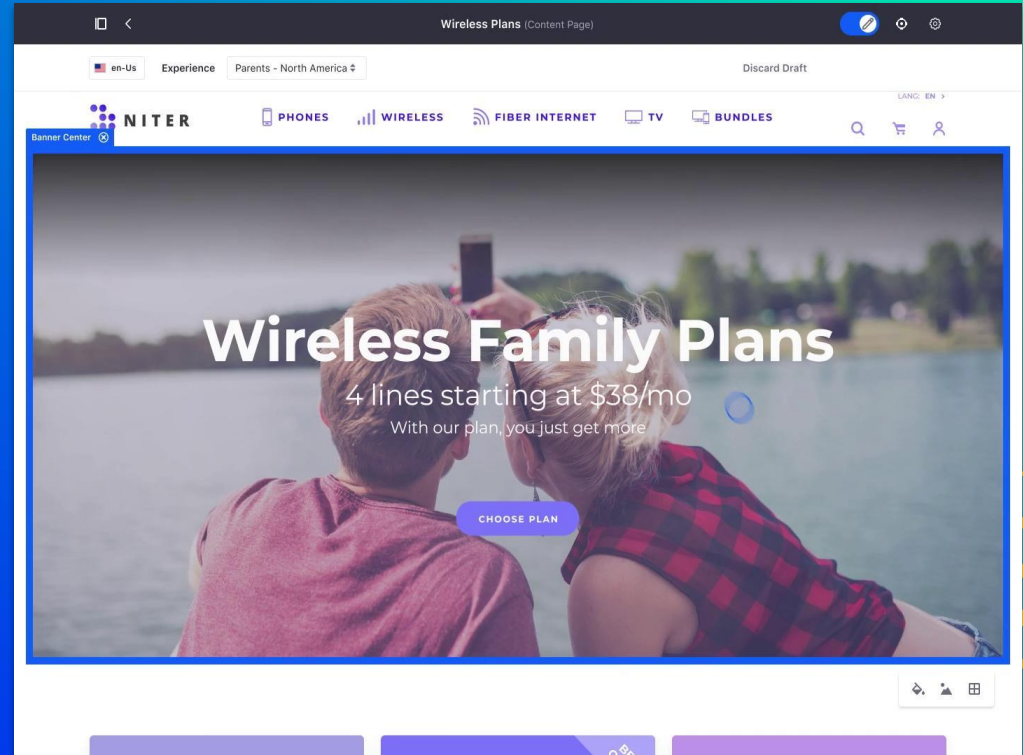
# Besser, schneller, höher, weiter!

**Olaf Kock**

Principal Sales Engineer, Liferay GmbH

# Was können wir von Low-Code / No-Code erwarten?

- Kleine, unabhängige Bausteine
- Flexibler Einsatz
- Einfache Wartung
- Programmierung nur, wo unbedingt nötig
  - ...oder wo sie von Vorteil ist



# Was können wir von Low-Code / No-Code erwarten?

- **Kleine, unabhängige Bausteine**
- Flexibler Einsatz
- Einfache Wartung
- Programmierung nur, wo unbedingt nötig
  - ...oder wo sie von Vorteil ist



# Was können wir von Low-Code / No-Code erwarten?

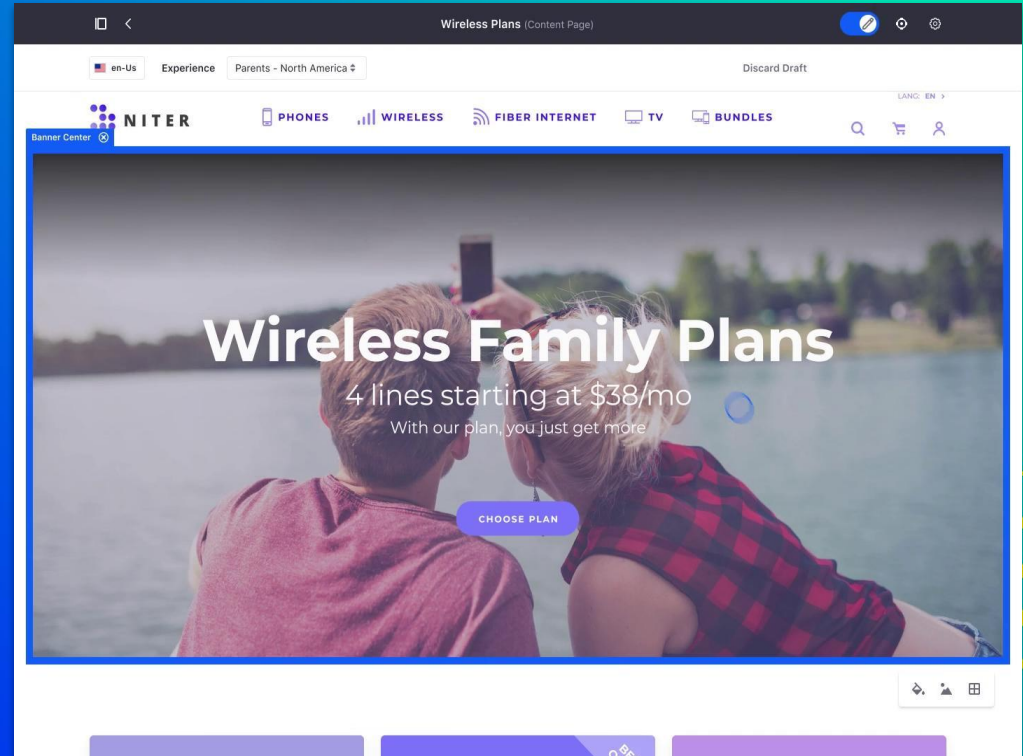
- Kleine, unabhängige Bausteine
- **Flexibler Einsatz**
- Einfache Wartung
- Programmierung nur, wo unbedingt nötig
  - ...oder wo sie von Vorteil ist





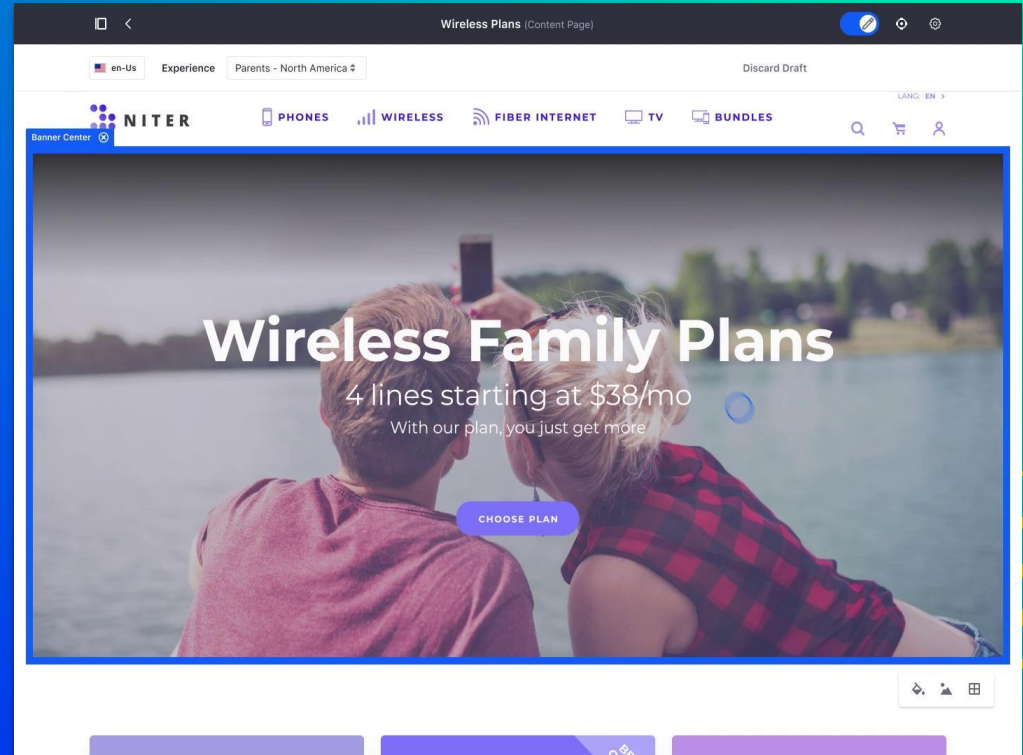
# Was können wir von Low-Code / No-Code erwarten?

- Kleine, unabhängige Bausteine
- Flexibler Einsatz
- **Einfache Wartung**
- Programmierung nur, wo unbedingt nötig
  - ...oder wo sie von Vorteil ist



# Was können Sie von Low-Code / No-Code erwarten?

- Kleine, unabhängige Bausteine
- Flexibler Einsatz
- Einfache Wartung
- **Programmierung nur, wo unbedingt nötig**
  - ...oder wo sie von Vorteil ist



# Was können Sie von Low-Code / No-Code erwarten?



# Was können Sie von Low-Code / No-Code erwarten?

Usability

Wartbarkeit

Performance

UX



Security

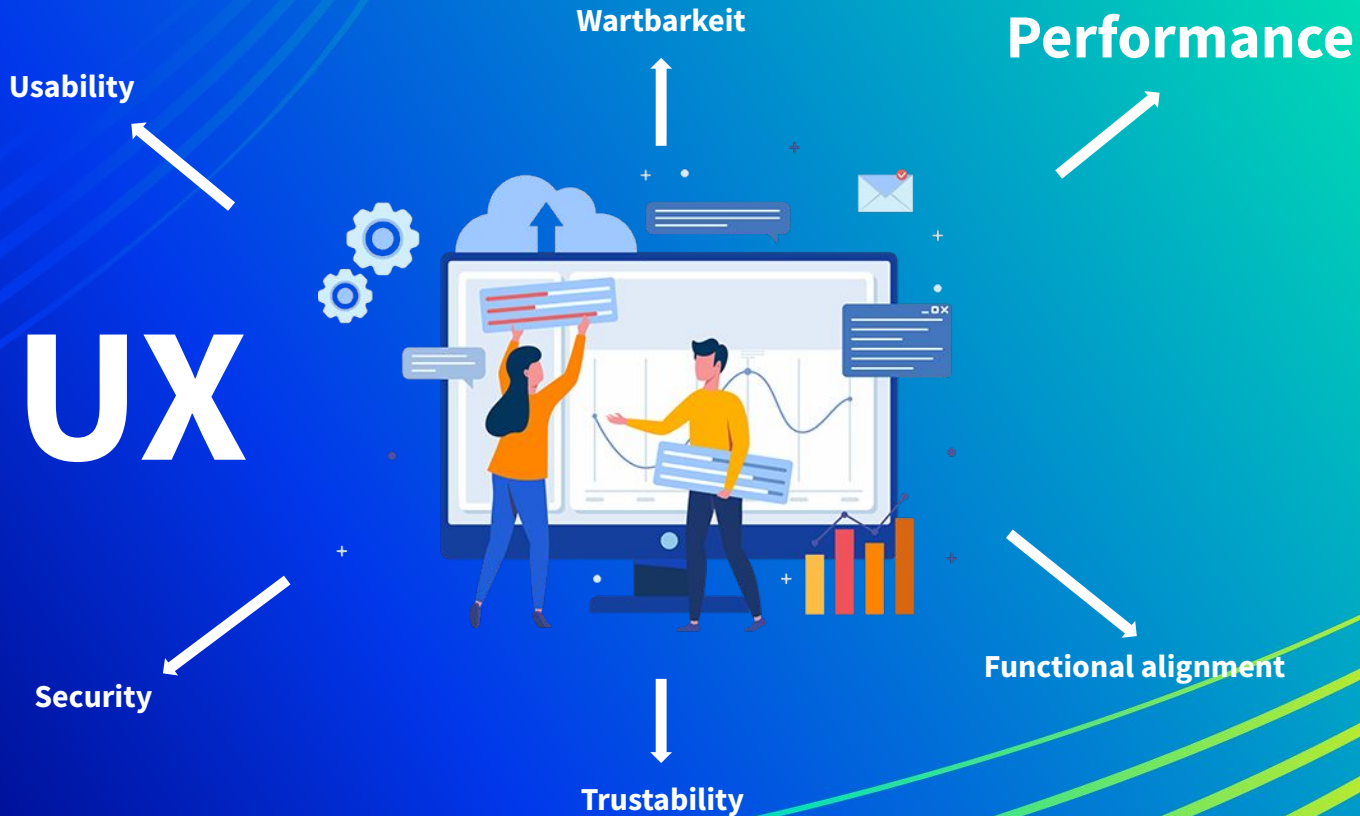
Trustability

Functional alignment

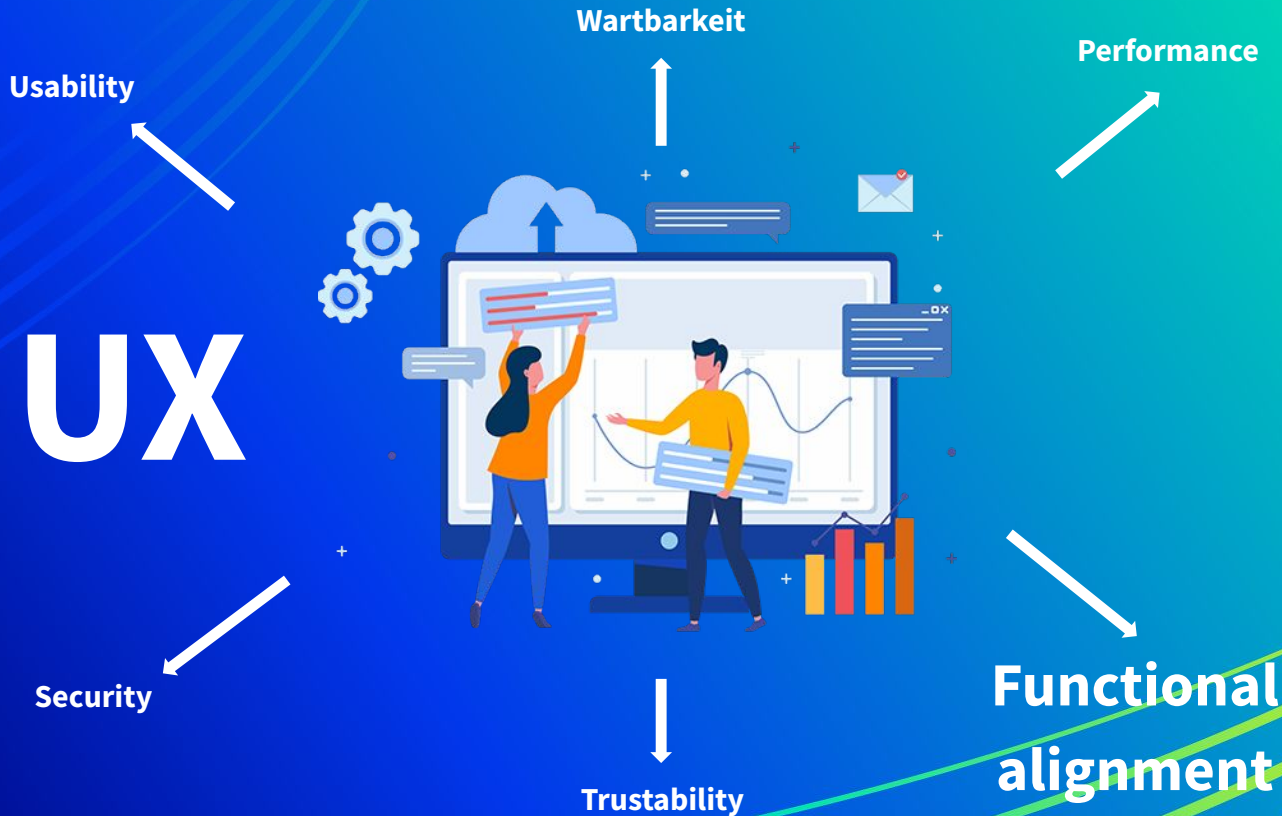
# Was können Sie von Low-Code / No-Code erwarten?



# Was können Sie von Low-Code / No-Code erwarten?



# Was können Sie von Low-Code / No-Code erwarten?



# Was können Sie von Low-Code / No-Code erwarten?





# Was können Sie von Low-Code / No-Code erwarten?



# Was können Sie von Low-Code / No-Code erwarten?

# UX

Usability

Wartbarkeit

Performance



Security

Trustability

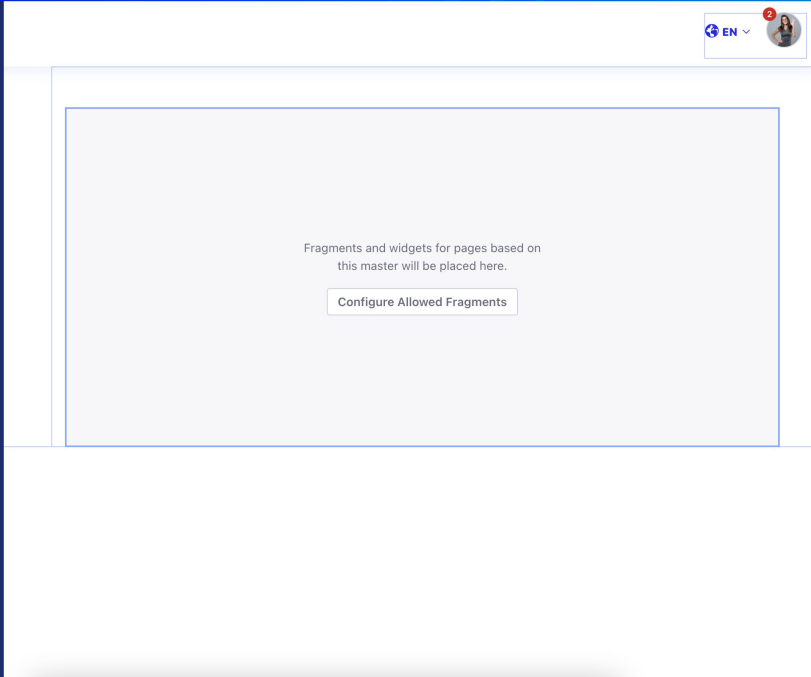
Functional alignment



# Liferay **tooling** für Low-Code / No-Code

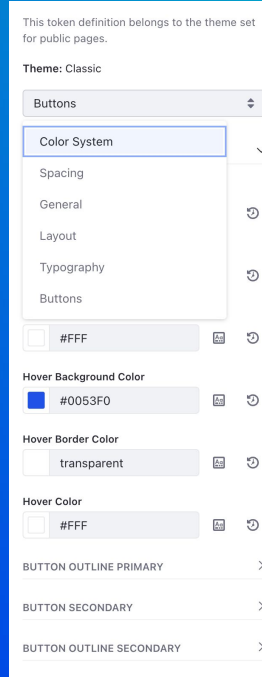
# Low-Code / No-Code: Experience Management

## Master Pages



The screenshot shows a web editor interface for a Master Page. At the top right, there is a language selector set to 'EN' and a user profile icon. The main content area is a large white rectangle with a blue border, containing the text: "Fragments and widgets for pages based on this master will be placed here." Below this text is a button labeled "Configure Allowed Fragments". On the left side, there is a vertical dark blue sidebar with several white icons representing different editing tools.

## Style Books



The screenshot displays a configuration panel for a Style Book. At the top, it states: "This token definition belongs to the theme set for public pages." Below this, the "Theme: Classic" is selected. A dropdown menu is open, showing a list of categories: Buttons, Color System, Spacing, General, Layout, Typography, and Buttons. The "Color System" category is currently selected. Below the menu, there are several color swatches with their corresponding hex codes: a white swatch labeled "#FFF", a blue swatch labeled "#0053F0", and another white swatch labeled "#FFF". At the bottom, there are three buttons with labels: "BUTTON OUTLINE PRIMARY", "BUTTON SECONDARY", and "BUTTON OUTLINE SECONDARY". A vertical dark blue sidebar with icons is visible on the left side of the panel.


## Collections




**Back-End Development  
with Liferay DXP, Madrid**



**Customize Your Search  
Experience, Madrid**



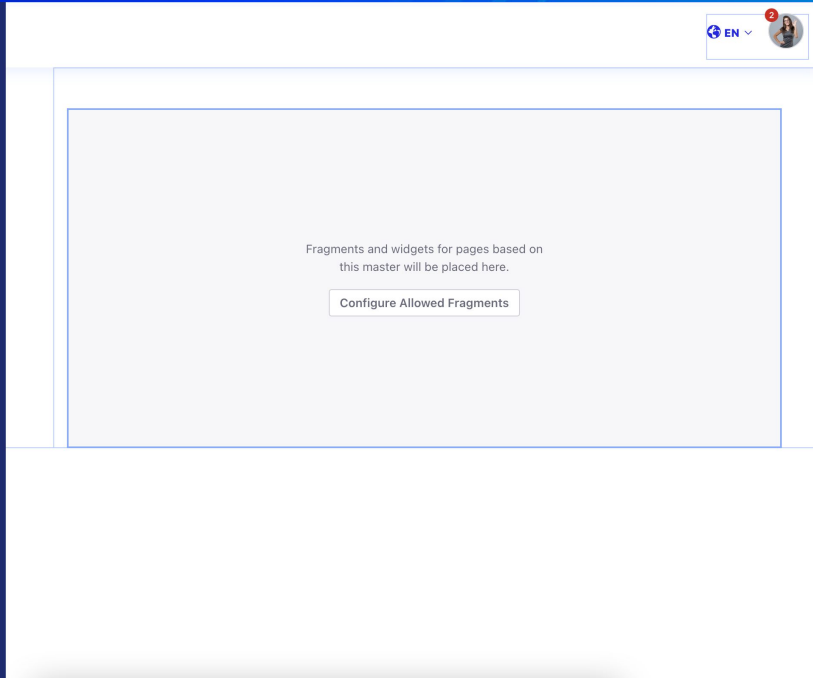
**the Customer Journey with  
Liferay DXP, Barcelona**



**Frontend Development  
with Liferay DXP, Milano**

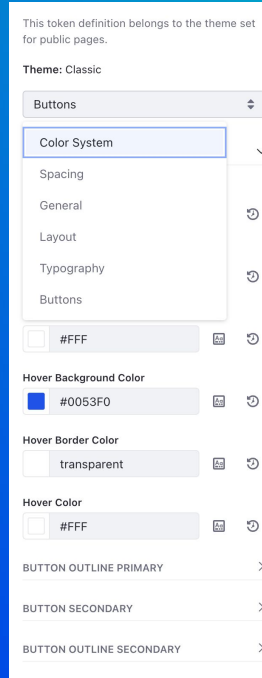
# Low-Code / No-Code: Experience Management

## Master Pages



The screenshot shows a web editor interface for a Master Page. At the top right, there is a language selector set to 'EN' and a user profile icon. The main workspace is a large white area with a blue border, containing the text: "Fragments and widgets for pages based on this master will be placed here." Below this text is a button labeled "Configure Allowed Fragments". On the left side, there is a vertical sidebar with several icons representing different editing tools.

## Style Books



The screenshot displays a configuration panel for a Style Book. At the top, it states: "This token definition belongs to the theme set for public pages." Below this, the "Theme: Classic" is selected. A dropdown menu is open, showing categories: Buttons, Color System (selected), Spacing, General, Layout, Typography, and Buttons. Under "Color System", several color swatches are visible: a white swatch labeled "#FFF", a blue swatch labeled "#0053F0", and a transparent swatch labeled "transparent". Below these are sections for "Hover Background Color" (blue swatch, "#0053F0"), "Hover Border Color" (transparent swatch), and "Hover Color" (white swatch, "#FFF"). At the bottom, there are three expandable sections: "BUTTON OUTLINE PRIMARY", "BUTTON SECONDARY", and "BUTTON OUTLINE SECONDARY".


## Collections




**Back-End Development with Liferay DXP, Madrid**



**Customize Your Search Experience, Madrid**



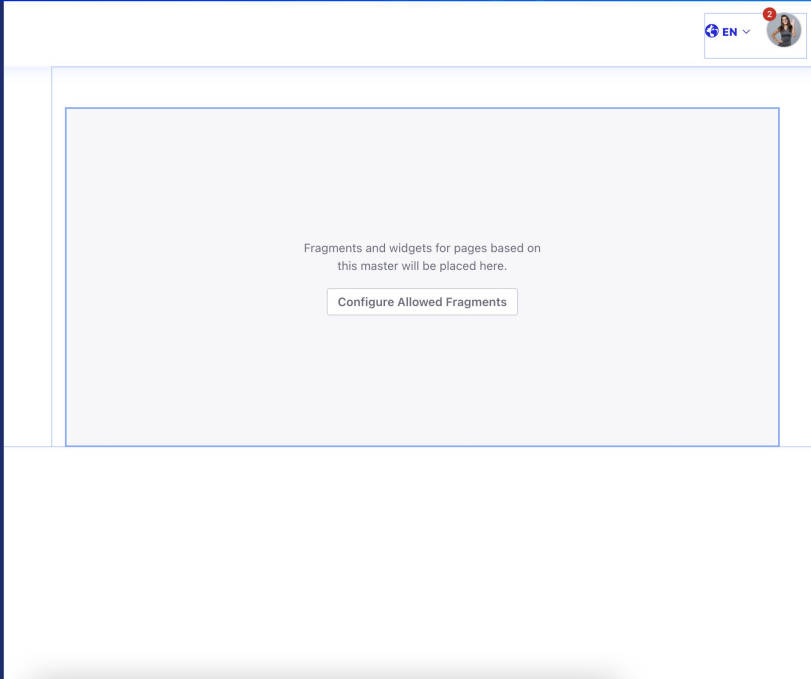
**the Customer Journey with Liferay DXP, Barcelona**



**Frontend Development with Liferay DXP, Milano**

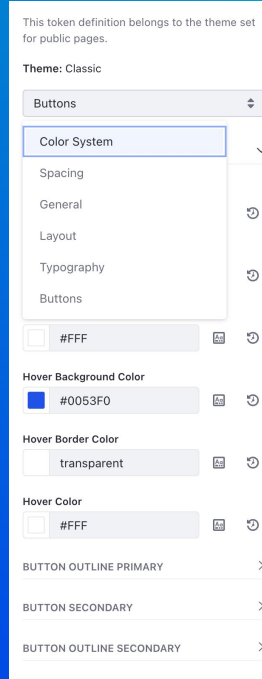
# Low-Code / No-Code: Experience Management

## Master Pages



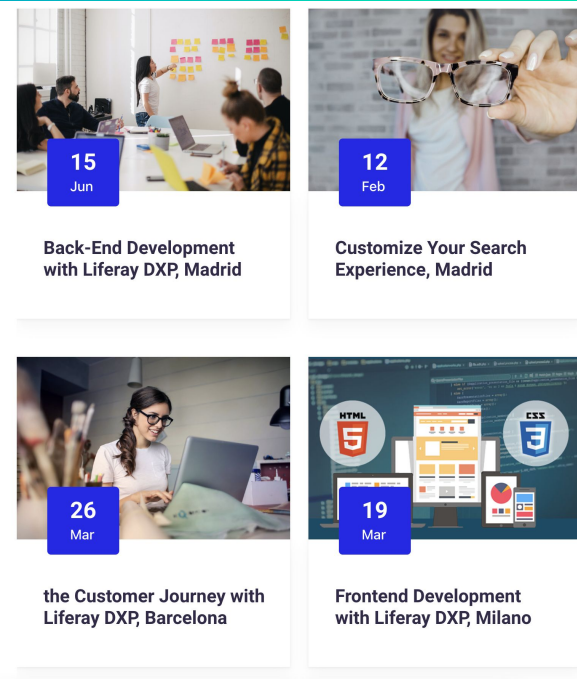
The screenshot shows a web editor interface for a Master Page. At the top right, there is a language selector set to 'EN' and a user profile icon. The main content area is a large white rectangle with a blue border, containing the text: "Fragments and widgets for pages based on this master will be placed here." Below this text is a button labeled "Configure Allowed Fragments". On the left side, there is a vertical toolbar with icons for document, chat, list, and user.

## Style Books



The screenshot shows a configuration panel for a Style Book. At the top, it states: "This token definition belongs to the theme set for public pages." Below this, the "Theme: Classic" is selected. A dropdown menu is open, showing categories: Buttons, Color System (selected), Spacing, General, Layout, Typography, and Buttons. Under "Color System", there are three color swatches: a white swatch labeled "#FFF", a blue swatch labeled "#0053F0", and a transparent swatch. Below the color swatches, there are three button style options: "BUTTON OUTLINE PRIMARY", "BUTTON SECONDARY", and "BUTTON OUTLINE SECONDARY", each with a right-pointing arrow.

## Collections

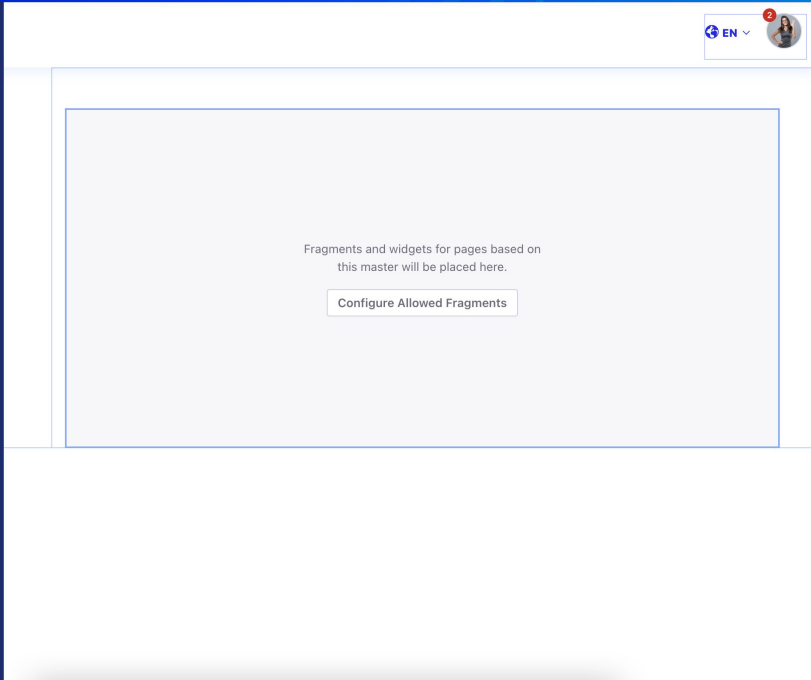


The screenshot shows a grid of four event cards. Each card features a background image, a date and month badge, and a title. The cards are:

- Card 1:** Image of people in a meeting. Badge: "15 Jun". Title: "Back-End Development with Liferay DXP, Madrid".
- Card 2:** Image of a woman holding glasses. Badge: "12 Feb". Title: "Customize Your Search Experience, Madrid".
- Card 3:** Image of a woman working at a laptop. Badge: "26 Mar". Title: "the Customer Journey with Liferay DXP, Barcelona".
- Card 4:** Image of a computer screen with code and icons. Badge: "19 Mar". Title: "Frontend Development with Liferay DXP, Milano".

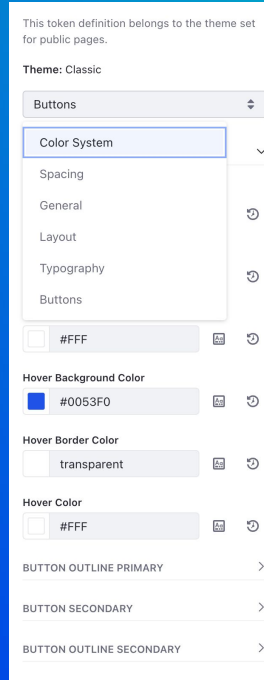
# Low-Code / No-Code: Experience Management

## Master Pages



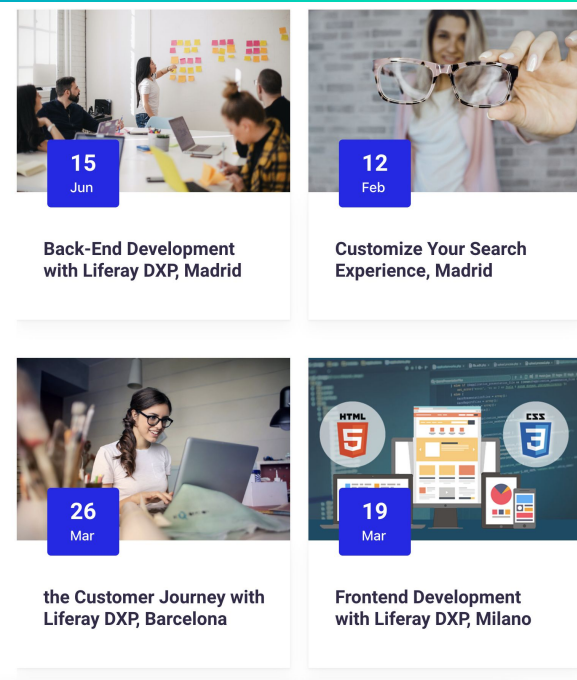
The screenshot shows a web editor interface for Master Pages. At the top right, there is a language selector set to 'EN' and a user profile icon. The main workspace is a large white area with a blue border, containing the text 'Fragments and widgets for pages based on this master will be placed here.' and a button labeled 'Configure Allowed Fragments'. A dark blue sidebar on the left contains several icons for navigation and editing.

## Style Books



The screenshot displays the Style Books configuration panel. At the top, it states 'This token definition belongs to the theme set for public pages.' Below this, the 'Theme: Classic' is selected. A dropdown menu is open for 'Buttons', showing options for 'Color System', 'Spacing', 'General', 'Layout', 'Typography', and 'Buttons'. The 'Color System' is currently selected. Below the menu, there are color pickers for 'Hover Background Color' (set to #0053F0), 'Hover Border Color' (set to transparent), and 'Hover Color' (set to #FFF). At the bottom, there are three buttons: 'BUTTON OUTLINE PRIMARY', 'BUTTON SECONDARY', and 'BUTTON OUTLINE SECONDARY', each with a right-pointing arrow.

## Collections



The screenshot shows a grid of four collection cards. Each card features a background image, a date and month badge, and a title. The cards are: 1) '15 Jun' with a background of people in a meeting, titled 'Back-End Development with Liferay DXP, Madrid'; 2) '12 Feb' with a background of a woman holding glasses, titled 'Customize Your Search Experience, Madrid'; 3) '26 Mar' with a background of a woman working at a laptop, titled 'the Customer Journey with Liferay DXP, Barcelona'; 4) '19 Mar' with a background of a computer screen showing code and icons, titled 'Frontend Development with Liferay DXP, Milano'.

# Low-Code / No-Code: Fragmente

One Info Banner (Copy) | Kit de herramientas de fragmentos | Almacenar en caché | Publicar

Código Configuración

```
HTML
1 <div class="fragment_536846">
2 <div class="sc_section oib-banner text-white text-break">
3   <div class="sc_section_overlay style=" padding:40px;">
4     <div class="sc_section_content ">
5       <lfr-editable id="01-button-oib" type="link">
6         <a href=""
7           class="sc_button sc_button_square sc_button"
8         </lfr-editable>
9       <h1 class="sc_title sc_title_regular oib-h1">
10        <lfr-editable id="01-title-oib" type="rich">
11          </h1>
12        </div>
13      </div>
14    </div>
15  </div>

CSS
1 .fragment_536846 {}
2 .oib-banner {
3   background-image: url("data:image/png;base64,iVBORw0KGgo...");
4   background-position: center;
5   background-size: cover;
6   border-radius: 4px;
7   box-shadow: 1px 2px #e8eac;
8 }
9
10 .oib-button {
11   color: #ffffff;
12   background-color: #ee3940;
13   box-shadow: 0 3px rgb(208,27,34);
14 }
15

JavaScript
function(fragmentElement, configuration) {
1
}
```

function(fragmentElement, configuration) {  
1  
}

Kit de herramientas de fragmentos

Almacenar en caché Publicar

Dashboard

Search...

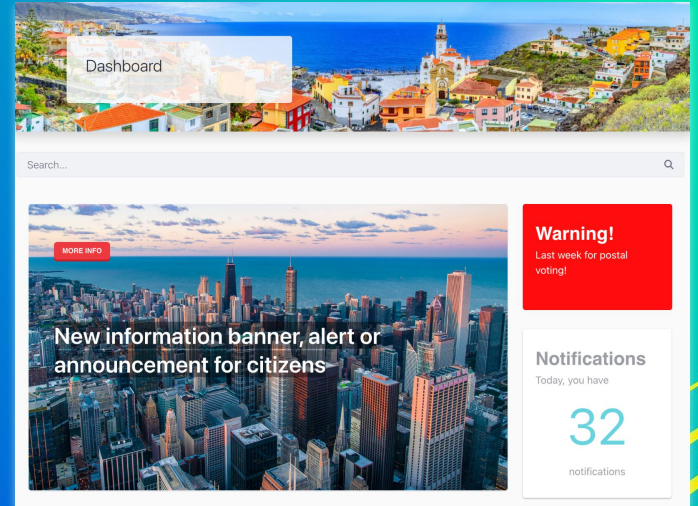
MORE INFO

New information banner, alert or announcement for citizens

Warning!  
Last week for postal voting!

Notifications  
Today, you have  
32  
notifications

New banner information, alert or announcement for citizens





# Low-Code / No-Code: Suche

EVENTS DOCUMENTS ABOUT ▾ EDUCATION ▾ CITIZEN AREA

liferay

SUGGESTIONS

Ven a visitarnos!  
Page: Ven a visitarnos!

Events  
Page: Events

News  
Page: News

Template  
Page: Template

Search

Dashboard

services

SUGGESTIONS

Services

Search  
Page: Search

Get services for an older adult

My Services  
Page: My Services

Welcome, William Williams

Dashboard

Profile

Tickets

My Tickets

My Wishes

Announcements

Alerts & Information

My Services

FAQs

Documents & More

City Map

COVID-19

Search

Go Back LiferayCity

Search

SITE 199 Results for

- Citizen Site (175)
- Centers (24)
- Liferay City (7)
- Masterclass (1)
- Site Based On
- Template Liferay City (1)

TYPE

- Document (10)
- Documents Folder (9)
- Form Record (7)
- Page (50)
- User (7)
- Web Content Article (59)
- Web Content Folder (2)

CATEGORY

- Foundation Vocational Training Center  
Web Content Article · By William Williams On May 6, 2022 8:52 AM  
Nulla sapien erat, venenatis nec nisi eleifend. Incept euismod libero. Aenean et risus suscipit, elementum turpis et, varius velit. Integer turpis nisi. Ultrices vitae neque luctus, mauris...
- Business School  
Web Content Article · By William Williams On May 6, 2022 10:51 AM  
Nulla sapien erat, venenatis nec nisi eleifend. Incept euismod libero. Aenean et risus suscipit, elementum turpis et, varius velit. Integer turpis nisi. Ultrices vitae neque luctus, mauris...
- Coordination activities room  
Web Content Article · By William Williams On May 6, 2022 11:03 AM  
Main description coordination activities room
- Audiovisual facilities  
Web Content Article · By William Williams On May 6, 2022 11:03 AM  
Descripción Aula de actividades de coordinación

Search...

Business & self-employment

Register a business

Report a paid sick leave violation

Cars, parking & transportation

Pay or dispute a ticket

Report predatory towing

an-site/register-a-business?redirect=52Fweb%2F?liferay-site%2Fmy-services

LiferayCity

NEWS EVENTS DOCUMENTS ABOUT ▾ EDUCATION ▾

liferay

22 Results for liferay

WELCOME

Page · By William Williams On Jan 13, 2022 4:41 PM  
AIR Quality Access to real-time data and historical data, daily reports, schedules, graphs, et and historical data, daily reports, schedules...

EVENTS

Page · By Admin Istrator On Jan 13, 2022 4:03 PM  
Recommended Events NOV 15, 2021 11:43:23 AM Prevent 75% of visitors from google anal adpiscing efr, sed do eiusmod. Read More NOV 15, 2021 11:43:23...

NEWS

Page · By Admin Istrator On Jan 13, 2022 4:03 PM  
News People Select Show More NOV 15, 2021 11:43:23 AM Prevent 75% of visitors from go conseruator adpiscing efr, sed do eiusmod. Read More People Select...

TEMPLATE

Page · By William Williams On Jan 20, 2022 2:30 PM  
Thought Leadership Liferay City Come to

SEARCH

Page · By William Williams On Jan 20, 2022 9:38 AM  
Liferay · Site Based On Template Liferay

SITE

- Liferay City (192)
- Citizen Site (10)

TYPE

- Blogs Entry (2)
- Document (7)
- Page (9)
- Web Content Article (4)

CATEGORY

- Tourism (1)
- Procedures (1)
- Trees, parks & the environment (1)

TAG

- about (2)
- english (1)

# Low-Code / No-Code: Suche+Konfiguration

### Customize Results

Active Cancel Save

Query: **liferay**

Aliases: liferay

Results

Visible  Hidden Add Result

- Welcome**  
william williams - Jan 13, 2022 4:41 PM  
All Quality Access to real-time data and historical data, daily reports, schedules, graphs, etc... More details ...
- Events**  
admin:rotator - Jan 13, 2022 4:03 PM  
Recommended Events NOV 15, 2021 11:43:23 AM Prevent 75% of visitors from...
- News**  
admin:rotator - Jan 13, 2022 4:03 PM

### Create Synonym Set

Broaden the scope of search by treating terms equally using synonyms.

Synonyms

tickets x tiquets x

Type a comma or press enter to input a synonym.

Publish Cancel

### Edit Blueprint

Default Search  
Searching into the entire LiferayCity

Query Builder Configuration

Query Elements

- Boost Tagged Contents**  
Boost contents having at least one of the given tags.  
Asset Tags: level0  
Boost: 1
- Boost Tagged Contents**  
Boost contents having at least one of the given tags.  
Asset Tags: level1  
Boost: 1
- Hide Tagged Contents**  
Hide contents with a given tag.  
Asset Tag: about
- Limit Search to PDF files**  
Limit the search to PDF files, as recorded in the mimeType field.
- Hide Users**  
Do not search for users.  
JSON:

```
{
  "description_label": {
    "en_US": "Do not search for users."
  },
  "statementDefinition": {
    "category": "hide",
    "nextExpression": {
      "queryConfiguration": {
        "queryElements": [
          {
            "element": {
              "context": "query",
              "action": "filter",
              "query": {}
            }
          }
        ]
      }
    }
  }
}
```
- Hide Comments**  
Do not search for comments.
- Hide Hidden Contents**  
Hide assets which are marked not searchable. This Element duplicates the functionality of a Liferay Search Framework query clause.
- Limit Search to Published Contents**  
Limit the search to contents that are published.
- Limit Search to These Sites**  
Limit the search scope to the given sites.  
Group IDs: 39502 x 46872 x

### Edit Blueprint

Services Configuration  
No Description

Query Builder Configuration

Query Elements

- Limit Search to PDF files**  
Limit the search to PDF files, as recorded in the mimeType field.
- Boost All Keywords Match**  
Boost contents if the search keywords match in the given fields.  
Field: localized\_title (User's Language: 2), content (User's Language: 1)  
Match Type: Best Fields  
Boost: 10  
Text to Match (Optional):
- Boost Tags Match**  
Boost contents with an exact keyword match to a tag.  
Boost: 40
- Filter by Exact Terms Match**  
Filter results by one or multiple terms. At least one must match.  
Field: assetCategoryId  
Values: 43743 x
- Limit Search to Published Contents**  
Limit the search to contents that are published.
- Limit Search to the Current Site**  
Limit the search to the current site.

# Low-Code / No-Code: Objects

## Datensätze anzeigen

The screenshot shows a web application interface for 'Event Registrations'. At the top, there is a header with the title 'Event Registrations' and a user profile icon. Below the header is a search bar with a 'Filter' dropdown and a search icon. The main content is a table with the following columns: ID, Company, Email, First, Job title, Last, Telephone, Status, Author, and a dropdown menu. The table contains four rows of data. At the bottom of the table, it indicates '20 items' and 'Showing 1 to 4 of 4'.

ID	Company	Email	First	Job title	Last	Telephone	Status	Author	
54468	Liferay	jsmith@liferay.com	Jane	Sr Sales Engineer	Smith	432617289	APPROVED	William Williams	
54470	Liferay	sanderson@liferay.com	Sophia	Support	Anderson	456378290	APPROVED	William Williams	
54472	Animals	kperry@testing.com	Katy	HR	Dog	987604983	APPROVED	William Williams	
54474	M&Ms	arambo@think.com	Aurelio	Director	Rambo	0	APPROVED	William Williams	

## Object & Feld-Definition

The screenshot shows a form titled 'ATTENDEE' for defining an object and its fields. The form has several input fields for 'First \*', 'Last \*', 'email \*', 'Telephone', 'company \*', and 'Job title \*'. There is also a section for 'Event' with a text area containing 'Product Design Bootcamp Info'. At the bottom, there are 'Save' and 'Cancel' buttons.

## Zugriffsrechte

The screenshot shows a permissions configuration interface for 'Event Registrations'. It is divided into 'GENERAL PERMISSIONS' and 'RESOURCE PERMISSIONS'. Under 'GENERAL PERMISSIONS', there are checkboxes for 'Action', 'Access in Site and Asset Library Administration', 'Add to Page', 'Configuration', 'Permissions', 'Preferences', and 'View'. Under 'RESOURCE PERMISSIONS', there are checkboxes for 'Action', 'Add Object Entry', and 'Permissions'.

## Headless (Rest & GraphQL)

The screenshot shows a REST API Explorer interface for 'Liferay API Explorer'. It displays the 'EventRegistration' object and its endpoints. The endpoints are listed with their methods and URLs:

- DELETE /scopes/{scopeKey}/by-external-reference-code/{externalReferenceCode} deleteScopeKeyByExternalReferenceCode
- GET /scopes/{scopeKey}/by-external-reference-code/{externalReferenceCode} getScopeKeyByExternalReferenceCode
- POST /scopes/{scopeKey}/by-external-reference-code/{externalReferenceCode} postScopeKeyByExternalReferenceCode
- GET /scopes/{scopeKey} getScopeKeyPage
- POST /scopes/{scopeKey} postScopeKey
- DELETE //{eventRegistrationId} deleteEventRegistration
- GET //{eventRegistrationId} getEventRegistration
- PATCH //{eventRegistrationId} patchEventRegistration
- PUT //{eventRegistrationId} putEventRegistration

# Low-Code / No-Code: Objects

## Datensätze anzeigen

The screenshot shows a web application interface for 'Event Registrations'. At the top, there is a header with the title 'Event Registrations' and a user profile icon. Below the header is a search bar with a 'Filter' dropdown and a search icon. The main content is a table with the following columns: ID, Company, Email, First, Job title, Last, Telephone, Status, Author, and a dropdown menu. The table contains four rows of data. At the bottom, there is a pagination control showing '20 items' and 'Showing 1 to 4 of 4'.

ID	Company	Email	First	Job title	Last	Telephone	Status	Author	
54468	Liferay	jsmith@liferay.com	Jane	Sr Sales Engineer	Smith	432617289	APPROVED	William Williams	
54470	Liferay	sanderson@liferay.com	Sophia	Support	Anderson	456378290	APPROVED	William Williams	
54472	Animals	kperry@testing.com	Katy	HR	Dog	987604983	APPROVED	William Williams	
54474	M&Ms	arambo@think.com	Aurelio	Director	Rambo	0	APPROVED	William Williams	

## Object & Feld-Definition

## Zugriffsrechte

## Headless (Rest & GraphQL)

The screenshot shows a form for defining an object and its fields. The form is titled 'ATTENDEE' and has several input fields for 'First \*', 'Last \*', 'email \*', 'Telephone', 'company \*', and 'Job title \*'. There is also a text area for 'Event' with the value 'Product Design Bootcamp Info'. At the bottom, there are 'Save' and 'Cancel' buttons.

The screenshot shows a permissions configuration interface. The title is 'Site Procedure Reviewer' and the sub-title is 'Define Permissions'. The interface is divided into two main sections: 'GENERAL PERMISSIONS' and 'RESOURCE PERMISSIONS'. Under 'GENERAL PERMISSIONS', there are checkboxes for 'Action', 'Access in Site and Asset Library Administration', 'Add to Page', 'Configuration', 'Permissions', 'Preferences', and 'View'. Under 'RESOURCE PERMISSIONS', there are checkboxes for 'Action', 'Add Object Entry', and 'Permissions'. The 'Event Registrations' resource is selected.

The screenshot shows a REST API Explorer interface. The title is 'Liferay API Explorer' and the sub-title is 'Object'. The interface displays a list of REST API endpoints for the 'EventRegistration' resource. The endpoints are listed with their methods and paths:

- DELETE /scopes/{scopeKey}/by-external-reference-code/{externalReferenceCode} deleteScopeKeyByExternalReferenceCode
- GET /scopes/{scopeKey}/by-external-reference-code/{externalReferenceCode} getScopeKeyByExternalReferenceCode
- POST /scopes/{scopeKey}/by-external-reference-code/{externalReferenceCode} postScopeKeyByExternalReferenceCode
- GET /scopes/{scopeKey} getScopeKeyPage
- POST /scopes/{scopeKey} postScopeKey
- DELETE //{eventRegistrationId} deleteEventRegistration
- GET //{eventRegistrationId} getEventRegistration
- PATCH //{eventRegistrationId} patchEventRegistration
- PUT //{eventRegistrationId} putEventRegistration

# Low-Code / No-Code: Objects

## Object & Feld-Definition

ATTENDEE

First *	Jane	Last *	Smith
email *	jsmith@liferay.com	Telephone	432617289
company *	Liferay	Job title *	Sr Sales Engineer

Event

Product Design Bootcamp Info

Save Cancel

## Datensätze anzeigen

Event Registrations

Filter Search

ID	Company ↑↓	Email ↑↓	First ↑↓	Job title ↑↓	Last ↑↓	Telephone ↑↓	Status	Author	
54468	Liferay	jsmith@liferay.com	Jane	Sr Sales Engineer	Smith	432617289	APPROVED	William Williams	
54470	Liferay	sanderson@liferay.com	Sophia	Support	Anderson	456378290	APPROVED	William Williams	
54472	Animals	kperry@testing.com	Katy	HR	Dog	987604983	APPROVED	William Williams	
54474	M&Ms	arambo@think.com	Aurelio	Director	Rambo	0	APPROVED	William Williams	

20 items Showing 1 to 4 of 4

## Zugriffsrechte

Site Procedure Reviewer

Details Define Permissions

event

Summary

Site and Asset Library Administration

Content & Data

Event Registrations

Events

Applications

Event Registrations

Event Registrations

GENERAL PERMISSIONS

- Action
- Access in Site and Asset Library Administration
- Add to Page
- Configuration
- Permissions
- Preferences
- View

RESOURCE PERMISSIONS

EVENT REGISTRATIONS

- Action
- Add Object Entry
- Permissions

EVENT REGISTRATION

## Headless (Rest & GraphQL)

Liferay API Explorer

REST Applications Headers GraphQL

Object NEW CRUD

<http://localhost:8080/o/eventregistrations/openapi.json>

Servers

<http://localhost:8080/o/eventregistrations/>

EventRegistration

- DELETE** /scopes/{scopeKey}/by-external-reference-code/{externalReferenceCode} deleteScopeKeyByExternalReferenceCode
- GET** /scopes/{scopeKey}/by-external-reference-code/{externalReferenceCode} getScopeKeyByExternalReferenceCode
- POST** /scopes/{scopeKey}/by-external-reference-code/{externalReferenceCode} postScopeKeyByExternalReferenceCode
- GET** /scopes/{scopeKey} getScopeKeyPage
- POST** /scopes/{scopeKey} postScopeKey
- DELETE** /{eventRegistrationId} deleteEventRegistration
- GET** /{eventRegistrationId} getEventRegistration
- PATCH** /{eventRegistrationId} patchEventRegistration
- PUT** /{eventRegistrationId} putEventRegistration

# Low-Code / No-Code: Objects

## Datensätze anzeigen

ID	Company	Email	First	Job title	Last	Telephone	Status	Author
54468	Liferay	jsmith@liferay.com	Jane	Sr Sales Engineer	Smith	432617289	APPROVED	William Williams
54470	Liferay	sanderson@liferay.com	Sophia	Support	Anderson	456378290	APPROVED	William Williams
54472	Animals	kperry@testing.com	Katy	HR	Dog	987604983	APPROVED	William Williams
54474	M&Ms	arambo@think.com	Aurelio	Director	Rambo	0	APPROVED	William Williams

## Object & Feld-Definition

## Zugriffsrechte

## Headless (Rest & GraphQL)

ATTENDEE

First \* Jane Last \* Smith

email \* jsmith@liferay.com Telephone 432617289

company \* Liferay Job title \* Sr Sales Engineer

Event Product Design Bootcamp Info

Save Cancel

Site Procedure Reviewer

Details Define Permissions

event

Summary

Site and Asset Library Administration

Content & Data

Event Registrations

Events

Applications

Event Registrations

Event Registrations

GENERAL PERMISSIONS

- Action
- Access in Site and Asset Library Administration
- Add to Page
- Configuration
- Permissions
- Preferences
- View

RESOURCE PERMISSIONS

EVENT REGISTRATIONS

- Action
- Add Object Entry
- Permissions

EVENT REGISTRATION

Liferay API Explorer

REST Applications Headers GraphQL

Object <sup>NEW</sup> <sup>CRUD</sup>

http://localhost:8080/o/cw/ventregistrations/openapi.json

Servers http://localhost:8080/o/cw/ventregistrations/

EventRegistration

- DELETE /scopes/{scopeKey}/by-external-reference-code/{externalReferenceCode} deleteScopeKeyByExternalReferenceCode
- GET /scopes/{scopeKey}/by-external-reference-code/{externalReferenceCode} getScopeKeyByExternalReferenceCode
- POST /scopes/{scopeKey}/by-external-reference-code/{externalReferenceCode} postScopeKeyByExternalReferenceCode
- GET /scopes/{scopeKey} getScopeKeyPage
- POST /scopes/{scopeKey} postScopeKey
- DELETE //{eventRegistrationId} deleteEventRegistration
- GET //{eventRegistrationId} getEventRegistration
- PATCH //{eventRegistrationId} patchEventRegistration
- PUT //{eventRegistrationId} putEventRegistration

# Low-Code / No-Code: Objects

## Datensätze anzeigen

The screenshot shows a web application interface for 'Event Registrations'. At the top, there is a header with the title 'Event Registrations' and a user profile icon. Below the header is a search bar with a 'Filter' dropdown and a search icon. The main content is a table with the following columns: ID, Company, Email, First, Job title, Last, Telephone, Status, Author, and a dropdown menu. The table contains four rows of data. At the bottom, there is a pagination control showing '20 items' and 'Showing 1 to 4 of 4'.

ID	Company	Email	First	Job title	Last	Telephone	Status	Author	
54468	Liferay	jsmith@liferay.com	Jane	Sr Sales Engineer	Smith	432617289	APPROVED	William Williams	
54470	Liferay	sanderson@liferay.com	Sophia	Support	Anderson	456378290	APPROVED	William Williams	
54472	Animals	kperry@testing.com	Katy	HR	Dog	987604983	APPROVED	William Williams	
54474	M&Ms	arambo@think.com	Aurelio	Director	Rambo	0	APPROVED	William Williams	

## Object & Feld-Definition

The screenshot shows a form titled 'ATTENDEE' for defining an object and its fields. The form has several input fields for 'First \*', 'Last \*', 'email \*', 'Telephone', 'company \*', and 'Job title \*'. There is also a text area for 'Event' with the value 'Product Design Bootcamp Info'. At the bottom, there are 'Save' and 'Cancel' buttons.

## Zugriffsrechte

The screenshot shows a permissions configuration interface for 'Event Registrations'. It is divided into 'GENERAL PERMISSIONS' and 'RESOURCE PERMISSIONS'. Under 'GENERAL PERMISSIONS', there are checkboxes for 'Action', 'Access in Site and Asset Library Administration', 'Add to Page', 'Configuration', 'Permissions', 'Preferences', and 'View'. Under 'RESOURCE PERMISSIONS', there are checkboxes for 'Action', 'Add Object Entry', and 'Permissions'.

## Headless (Rest & GraphQL)

The screenshot shows a REST API Explorer interface for 'EventRegistration'. It displays a list of API endpoints with their methods and descriptions. The endpoints are:

- DELETE /scopes/{scopeKey}/by-external-reference-code/{externalReferenceCode} deleteScopeKeyByExternalReferenceCode
- GET /scopes/{scopeKey}/by-external-reference-code/{externalReferenceCode} getScopeKeyByExternalReferenceCode
- POST /scopes/{scopeKey}/by-external-reference-code/{externalReferenceCode} postScopeKeyByExternalReferenceCode
- GET /scopes/{scopeKey} getScopeKeyPage
- POST /scopes/{scopeKey} postScopeKey
- DELETE //{eventRegistrationId} deleteEventRegistration
- GET //{eventRegistrationId} getEventRegistration
- PATCH //{eventRegistrationId} patchEventRegistration
- PUT //{eventRegistrationId} putEventRegistration

# Low-Code / No-Code: Objects

Actions

**Trigger**

When

---

**Condition**

Enabled

Add an Object Entry  
Add entry on related or unrelated objects.

Notification  
Send a notification template.

Update an Object Entry  
Update the current object entry.

Webhook  
Trigger a webhook with a payload.

Then

Beziehungen

**New Relationship** ✕

Label \*

Name \*

Type \*

Object \*

- Raylife Goal CUSTOM
- Raylife Policy CUSTOM
- Raylife Quote CUSTOM
- Raylife Sales Goal CUSTOM
- Commerce Order SYSTEM
- User SYSTEM
- PTO Request CUSTOM
- Quote Comparison CUSTOM
- Quote Retrieve CUSTOM

Actions ausführen

Open	<span>⋮</span>
Reviewed	<span>👁️</span> View
Close	<span>🗑️</span> Delete
Open	Permissions
Open	<span>Close</span>

Zustände & Validierung verwalten

**Select the State Flow**

State Name	Next Status
Bound	<input type="checkbox"/> Incomplete <input type="checkbox"/> Rejected <input type="checkbox"/> Quoted <input type="checkbox"/> Open <input type="checkbox"/> <input checked="" type="checkbox"/> Reviewed <input type="checkbox"/> Underwriting
Incomplete	<input type="checkbox"/> Bound <input type="checkbox"/> Rejected <input type="checkbox"/> Quoted <input type="checkbox"/> Open <input type="checkbox"/> <input checked="" type="checkbox"/> Reviewed <input type="checkbox"/> Underwriting
Rejected	<input type="checkbox"/> Bound <input type="checkbox"/> Incomplete <input type="checkbox"/> Quoted <input type="checkbox"/> Open <input type="checkbox"/> <input checked="" type="checkbox"/> Reviewed <input type="checkbox"/> Underwriting
Quoted	<input type="checkbox"/> Bound <input type="checkbox"/> Incomplete <input type="checkbox"/> Rejected <input type="checkbox"/> Open <input type="checkbox"/> <input checked="" type="checkbox"/> Reviewed <input type="checkbox"/> Underwriting
Open	<input type="checkbox"/> Bound <input type="checkbox"/> Incomplete <input type="checkbox"/> Rejected <input type="checkbox"/> Quoted <input type="checkbox"/> <input checked="" type="checkbox"/> Reviewed <input type="checkbox"/> Underwriting
Reviewed	<input type="checkbox"/> Bound <input type="checkbox"/> Incomplete <input type="checkbox"/> Rejected <input type="checkbox"/> Quoted <input type="checkbox"/> <input checked="" type="checkbox"/> Open <input type="checkbox"/> Underwriting
Underwriting	<input type="checkbox"/> Bound <input type="checkbox"/> Incomplete <input type="checkbox"/> Rejected <input type="checkbox"/> Quoted <input type="checkbox"/> <input checked="" type="checkbox"/> Open <input type="checkbox"/> Reviewed



# Low-Code / No-Code: Objects

## Actions

**Trigger**

When

**Condition**

Enabled

Add an Object Entry  
Add entry on related or unrelated objects.

Notification  
Send a notification template.

Update an Object Entry  
Update the current object entry.

Webhook  
Trigger a webhook with a payload.

**Action**

Then

## Beziehungen

**New Relationship** [X]

Label \*

Name \*

Type \*  
One to Many

Object \*  
Choose an Option

- Raylife Goal [CUSTOM]
- Raylife Policy [CUSTOM]
- Raylife Quote [CUSTOM]
- Raylife Sales Goal [CUSTOM]
- Commerce Order [SYSTEM]
- User [SYSTEM]
- PTO Request [CUSTOM]
- Quote Comparison [CUSTOM]
- Quote Retrieve [CUSTOM]

## Actions ausführen

Open	⋮
Reviewed	View
Close	Delete
Open	Permissions
Open	Close

## Zustände & Validierung verwalten

**Select the State Flow**

State Name	Next Status
Bound	Incomplete X Rejected X Quoted X Open X Reviewed X Underwriting X
Incomplete	Bound X Rejected X Quoted X Open X Reviewed X Underwriting X
Rejected	Bound X Incomplete X Quoted X Open X Reviewed X Underwriting X
Quoted	Bound X Incomplete X Rejected X Open X Reviewed X Underwriting X
Open	Bound X Incomplete X Rejected X Quoted X Reviewed X Underwriting X
Reviewed	Bound X Incomplete X Rejected X Quoted X Open X Underwriting X
Underwriting	Bound X Incomplete X Rejected X Quoted X Open X Reviewed X

# Low-Code / No-Code: Objects

## Actions

**Trigger**

When

---

**Condition**

Enable

Add an Object Entry  
Add entry on related or unrelated objects.

Notification  
Send a notification template.

Update an Object Entry  
Update the current object entry.

Webhook  
Trigger a webhook with a payload.

Then

## Beziehungen

**New Relationship** ✕

Label \*

Name \*

Type \*  
One to Many

Object \*  
Choose an Option

- Raylife Goal CUSTOM
- Raylife Policy CUSTOM
- Raylife Quote CUSTOM
- Raylife Sales Goal CUSTOM
- Commerce Order SYSTEM
- User SYSTEM
- PTO Request CUSTOM
- Quote Comparison CUSTOM
- Quote Retrieve CUSTOM

## Actions ausführen

Open	<span>⋮</span>
Reviewed	<span>👁️</span> View
Close	<span>🗑️</span> Delete
Open	Permissions
Open	<span>🔒</span> Close

## Zustände & Validierung verwalten

**Select the State Flow**

State Name	Next Status
Bound	Incomplete <span>✕</span> Rejected <span>✕</span> Quoted <span>✕</span> Open <span>✕</span> Reviewed <span>✕</span> Underwriting <span>✕</span>
Incomplete	Bound <span>✕</span> Rejected <span>✕</span> Quoted <span>✕</span> Open <span>✕</span> Reviewed <span>✕</span> Underwriting <span>✕</span>
Rejected	Bound <span>✕</span> Incomplete <span>✕</span> Quoted <span>✕</span> Open <span>✕</span> Reviewed <span>✕</span> Underwriting <span>✕</span>
Quoted	Bound <span>✕</span> Incomplete <span>✕</span> Rejected <span>✕</span> Open <span>✕</span> Reviewed <span>✕</span> Underwriting <span>✕</span>
Open	Bound <span>✕</span> Incomplete <span>✕</span> Rejected <span>✕</span> Quoted <span>✕</span> Reviewed <span>✕</span> Underwriting <span>✕</span>
Reviewed	Bound <span>✕</span> Incomplete <span>✕</span> Rejected <span>✕</span> Quoted <span>✕</span> Open <span>✕</span> Underwriting <span>✕</span>
Underwriting	Bound <span>✕</span> Incomplete <span>✕</span> Rejected <span>✕</span> Quoted <span>✕</span> Open <span>✕</span> Reviewed <span>✕</span>

# Low-Code / No-Code: Objects

## Actions

**Trigger**

When

**Condition**

Enabled

Add an Object Entry  
Add entry on related or unrelated objects.

Notification  
Send a notification template.

Update an Object Entry  
Update the current object entry.

Webhook  
Trigger a webhook with a payload.

**Action**

Then

## Beziehungen

**New Relationship**

Label \*

Name \*

Type \*  
One to Many

Object \*  
Choose an Option

- Raylife Goal (CUSTOM)
- Raylife Policy (CUSTOM)
- Raylife Quote (CUSTOM)
- Raylife Sales Goal (CUSTOM)
- Commerce Order (SYSTEM)
- User (SYSTEM)
- PTO Request (CUSTOM)
- Quote Comparison (CUSTOM)
- Quote Retrieve (CUSTOM)

## Actions ausführen

Open	⋮
Reviewed	View
Close	Delete
Open	Permissions
Open	Close

## Zustände & Validierung verwalten

**Select the State Flow**

State Name	Next Status
Bound	Incomplete X Rejected X Quoted X Open X Reviewed X Underwriting X
Incomplete	Bound X Rejected X Quoted X Open X Reviewed X Underwriting X
Rejected	Bound X Incomplete X Quoted X Open X Reviewed X Underwriting X
Quoted	Bound X Incomplete X Rejected X Open X Reviewed X Underwriting X
Open	Bound X Incomplete X Rejected X Quoted X Reviewed X Underwriting X
Reviewed	Bound X Incomplete X Rejected X Quoted X Open X Underwriting X
Underwriting	Bound X Incomplete X Rejected X Quoted X Open X Reviewed X

# Low-Code / No-Code: Objects

## Actions

**Trigger**

When

**Condition**

Enable

- Add an Object Entry
- Add entry on related or unrelated objects.
- Notification
- Send a notification template.
- Update an Object Entry
- Update the current object entry.
- Webhook
- Trigger a webhook with a payload.

Then

## Beziehungen

**New Relationship**

Label \*

Name \*

Type \*

One to Many

Object \*

Choose an Option

- Raylife Goal (CUSTOM)
- Raylife Policy (CUSTOM)
- Raylife Quote (CUSTOM)
- Raylife Sales Goal (CUSTOM)
- Commerce Order (SYSTEM)
- User (SYSTEM)
- PTO Request (CUSTOM)
- Quote Comparison (CUSTOM)
- Quote Retrieve (CUSTOM)

## Actions ausführen

Open	⋮
Reviewed	View
Close	Delete
Open	Permissions
	Close

## Zustände & Validierung verwalten

Select the State Flow

State Name	Next Status
Bound	Incomplete X Rejected X Quoted X Open X Reviewed X Underwriting X
Incomplete	Bound X Rejected X Quoted X Open X Reviewed X Underwriting X
Rejected	Bound X Incomplete X Quoted X Open X Reviewed X Underwriting X
Quoted	Bound X Incomplete X Rejected X Open X Reviewed X Underwriting X
Open	Bound X Incomplete X Rejected X Quoted X Reviewed X Underwriting X
Reviewed	Bound X Incomplete X Rejected X Quoted X Open X Underwriting X
Underwriting	Bound X Incomplete X Rejected X Quoted X Open X Reviewed X

# Low-Code / No-Code: Objects

## Integration mit Liferay Formularen & Fragmenten

Sign up for a specific event!

\* Indicates Required Fields

First name \*      Last name \*

Email \*

Job title \*      Telephone


Company \*

Submit

Select Form


## Integration mit Seitenvorlagen

Event Registration William



### Attendee details

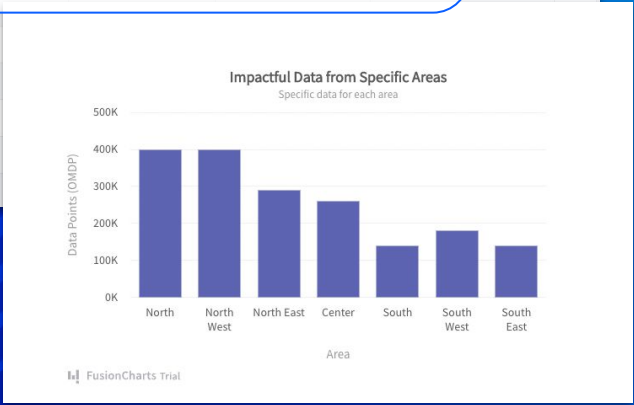
Event		Project Manager Certification Info	
First name	Katy	Last name	Dog
Job title	HR	Company	Liferay
Email	kperry@testing.com	Telephone	987604983



### Dashboard Data Objects

ID ↑↓	Label ↑↓	Value ↑↓	Status ↑↓	Author ↑↓
52613	North	300	Approved	William Williams
52615	North West	400	Approved	William Williams
52617	North East			
52619	Center			
52621	South			
52623	South West			
52625	South East			

# Data Storage & Publication



### Reservations center

ID ↑↓	Author ↑↓	Room	Reservation Date
186232	William Williams	Business School	Coordination activities room
162572	William Williams	Foundation Vocational Training Center	Library
158503	William Williams	Fundación Centro de Formación Profesional	Aula de actividades de coordinación
150306	Sophia Smith	Foundation Vocational Training Center	Classroom orientation
149672	William Williams	Foundation Vocational	
145357	William Williams	Foundation Vocational	
117805	Sophia Smith	Foundation Vocational	
117797	William Williams	Foundation Vocational	
110997	William Williams	Foundation Vocational	
108554	Sophia Smith	Business School	
108545	William Williams	Foundation Vocational	

# Management

## Meeting room reservation

Date:    
 Select time:    
 Select num. of hours:

Make a reservation

### Traffic Tickets

ID ↑↓	Car Registration Number ↑↓	Reason for Traffic Violation ↑↓	Amount ↑↓	Discount for Prepayment ↑↓	Traffic Violation Address ↑↓
161262	4536hjk	Speed	100	10	280 Castellana Street, 28046 Madrid
167416	1234opt	Traffic Light	500	5	280 Castellana Street, 28046 Madrid

# Application Logic

- Traffic Ticket Data**  
 Please, look for a traffic ticket providing the registration number of your vehicle and Traffic Ticket registration number
- Traffic Ticket Information Confirmation
- Payment
- Payment Confirmation
- Receipt  
Final step

# Low-Code / No-Code & Objects: Beispiele

- Ad hoc Ticketingsystem
- Subskriptionen
- Spezielle Angebote oder Projekte
- Externe Daten, in Liferay DXP synchronisiert gehalten (CRM, ERP, ...)
- Versicherungspolicen, Angebote, etc.
- Serviceanfragen
- etc.

# Ihre Vorteile im Low-Code / No-Code Ansatz

---



Schnellere  
Time To Market /  
Time To Value



Niedrigere  
Entwicklungszeit



Am Markt  
verfügbare  
Personalprofile



Vereinfachung:  
Konzeptionell & im  
Budget





Bessere Erlebnisse  
schneller realisieren

[olaf.kock@liferay.com](mailto:olaf.kock@liferay.com) / [@olafk@norden.social](https://twitter.com/olafk)



**Bessere** Ergebnisse  
schneller **realisieren**